

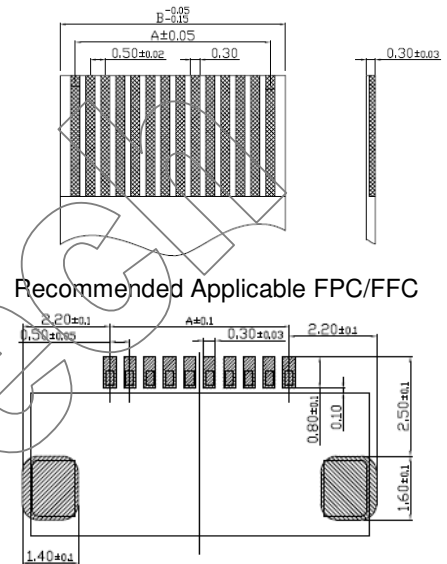
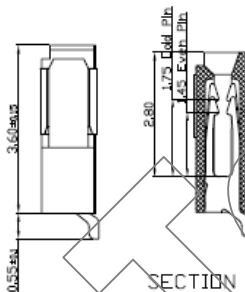
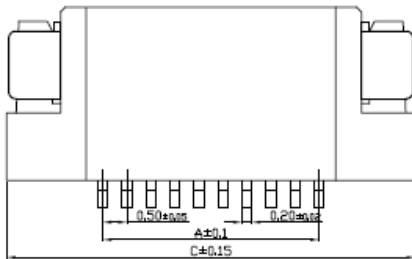
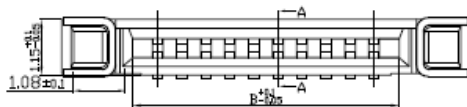
FPC0.5H2-D-SMT-XPW; PITCH 0.5mm NON ZIF FFC/FPC CONN. SMT R/A D/C Type
(H = 1.15mm)



SPECIFICATIONS

Pitch: 0.5 mm
 Current Rating: 0.5A, AC, DC
 Voltage Rating: 50V, AC, DC
 Dielectric Withstanding: 500V AC/minute
 Insulator Resistance: ≥ 500 MΩ at 100V
 Contact Resistance: ≤ 30 mΩ/Contact
 Operating Temperature: -25°C ~+85°C
 Applicable FFC/FPC: 0.3mm ± 0.03mm
 Material:
 Base: Nylon6T/LCP, UL94V-0
 Contact Pin: Copper Alloy
 Contact Plating: Au or Sn Over 50u" Ni

ROHS Compliance



Recommended PCB Layout

Circuit	Dimensions (mm)			Circuit	Dimensions (mm)			Circuit	Dimensions (mm)		
	A	B	C		A	B	C		A	B	C
4	1.50	2.60	5.50	20	9.50	10.60	13.50	36	17.50	18.60	21.50
5	2.00	3.10	6.00	21	10.00	11.10	14.00	37	18.00	19.10	22.00
6	2.50	3.60	6.50	22	10.50	11.60	14.50	38	18.50	19.60	22.50
7	3.00	4.10	7.00	23	11.00	12.10	15.00	39	19.00	20.10	23.00
8	3.50	4.60	7.50	24	11.50	12.60	15.50	40	19.50	20.60	23.50
9	4.00	5.10	8.00	25	12.00	13.10	16.00	41	20.00	21.10	24.00
10	4.50	5.60	8.50	26	12.50	13.60	16.50	42	20.50	21.60	24.50
11	5.00	6.10	9.00	27	13.00	14.10	17.00	43	21.00	22.10	25.00
12	5.50	6.60	9.50	28	13.50	14.60	17.50	44	21.50	22.60	25.50
13	6.00	7.10	10.00	29	14.00	15.10	18.00	45	22.00	23.10	26.00
14	6.50	7.60	10.50	30	14.50	15.60	18.50	46	22.50	23.60	26.50
15	7.00	8.10	11.00	31	15.00	16.10	19.00	47	23.00	24.10	27.00
16	7.50	8.60	11.50	32	15.50	16.60	19.50	48	23.50	24.60	27.50
17	8.00	9.10	12.00	33	16.00	17.10	20.00	49	24.00	25.10	28.00
18	8.50	9.60	12.50	34	16.50	17.60	20.50	50	24.50	25.60	28.50
19	9.00	10.10	13.00	35	17.00	18.10	21.00				